





CHURCHMAN-FEHSENFELD GALLERY

- Walls are drywall with 3/4" plywood behind
- 16' high ceilings
- Walls are creamy white
- Floors are terra-cotta colored concrete
- 8 wall outlets and 4 floor outlets
- 8 hooks from ceiling- capable of hanging 2000 lbs
- 3 exhibition corridors connect to the gallery
- Double doors with airlock to Portico
- Front lobby direct access to Gallery
- Skylight with fluorescent bulbs
- Track lighting and eight spots


NE
Exhibition
Corridor (3-D)



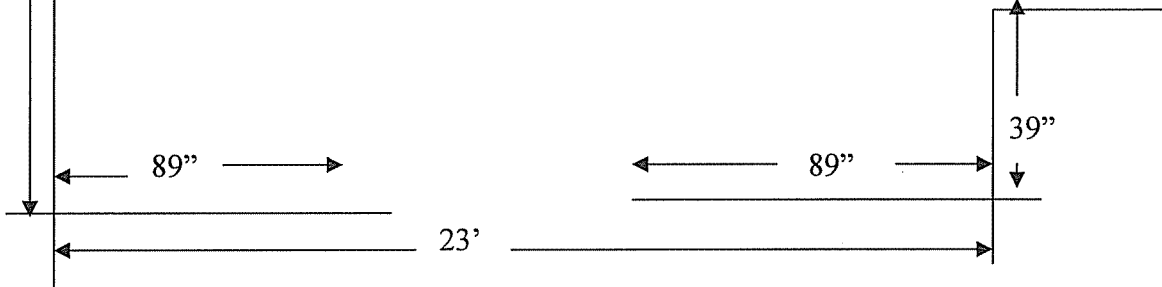
Frank Basile
Exhibition
Corridor (to other galleries and 2D studios)



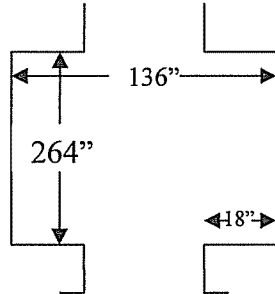
Frank
Basile
Audit-
orium



Gift Shop
Exhibition
Corridor

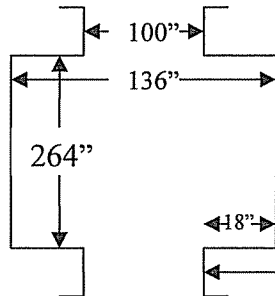


to Churchman-
Fehsenfeld Gallery



to Image
Complex

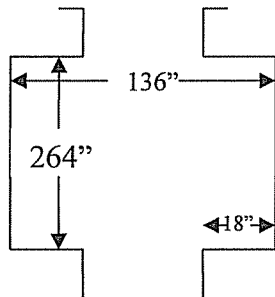
to Hurt and
Clowes Galleries



to Drawing
and Painting
Studios

to Admin
Offices

45" Buttress



to Taggart Studio and Ruth Lilly
Library; to West Entrances

BASILE EXHIBITION CORRIDOR

6 Long bays @ 22' in length

- 12 buttresses @ 45" in length
- Walls are drywall only
- Color is white with yellow cream undertones
- Outlets available in the Basile Exhibition Corridor at the east and west ends of each 22' bay.
- Some 45" buttresses are not available for installation, as they house the temperature controls
- Ceilings are 84" tall with a 12" baseboard.
- *DRAWING IS NOT TO SCALE*
- All of the lengths are within 1-2 inches